







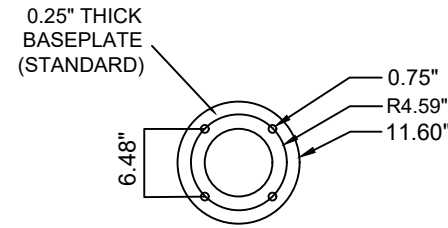
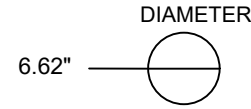
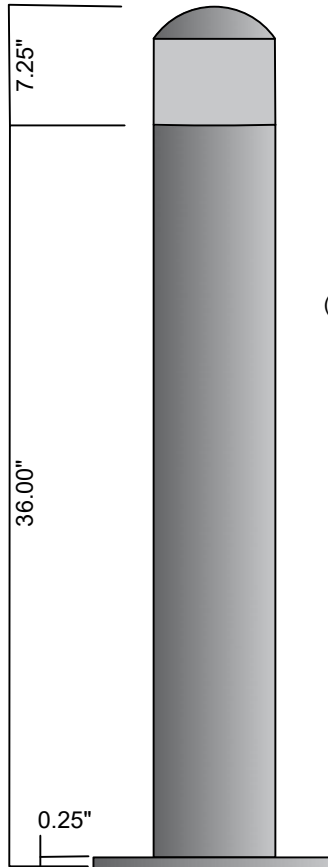


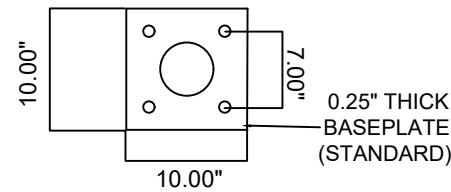
1-800-BOLLARDS

The Bollard Experts

- SELECT DESIRED MATERIAL:
(6" NOMINAL SIZE)
- BSS06000 SCH 10 STAINLESS STEEL
 - BSS06040 SCH 40 STAINLESS STEEL
 - BSS06080 SCH 80 STAINLESS STEEL
 - BCS06040 SCH 40 ASTM A-53 CARBON STEEL
 - BCS06080 SCH 80 ASTM A-53 CARBON STEEL
- SELECT DESIRED STAINLESS STEEL BOLLARD FINISH:
- POLISHED #4 FINISH
 - AS SPECIFIED _____
- SELECT DESIRED CARBON STEEL BOLLARD FINISH:
- POWDERCOAT RAL # _____
 - AS SPECIFIED _____
- SELECT DESIRED STAINLESS STEEL BOLLARD MATERIAL:
- TYPE 304
 - TYPE 316
- SELECT DESIRED BOLLARD CAP STYLE:
-  DOME (SHOWN)
 -  STANDARD FLAT
 -  SLOPED
- LENS SELECTION
- CLEAR 
 - FROSTED 
 - INTERNAL FROSTED 
 - PARALINE 
 - CCT 
 - COOL
 - NEUTRAL
 - WARM
 - VOLTAGE
 - 120-277VAC
 - 120V

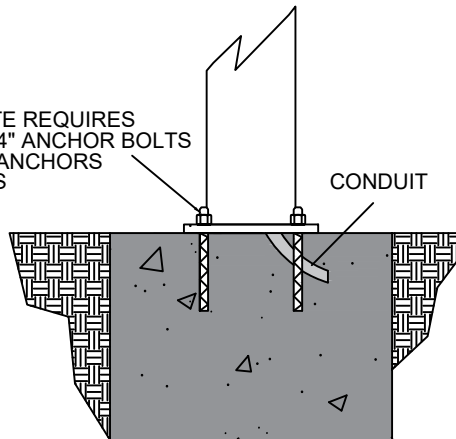


PLAN VIEW - BASE PLATE
(USED ON STAINLESS STEEL BOLLARD)



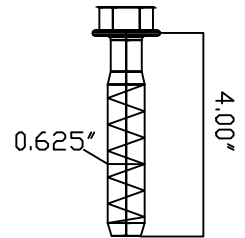
PLAN VIEW - BASE PLATE
(USED ON CARBON STEEL BOLLARD)

BASE PLATE REQUIRES
(4) 0.625"X 4" ANCHOR BOLTS
OR CINCH ANCHORS
BY OTHERS



END VIEW - FOUNDATION

ALTERNATE INSTALL METHOD



DOME (SHOWN) STANDARD FLAT SLOPED



REVISIONS			
LTR	DESCRIPTION	DATE	APPVD

COMMENTS

SPECIFICATIONS
HEIGHT: 36"
DIAMETER: 6.62"
WALL THICKNESS: 0.280" SCHED 40

SERIES NUMBER: YX-S060-XX	CAGE CODE: 6NGJB	REV: 6th	DRAWING NUMBER: 6th Cutsheet Size A - R1
PRODUCT FAMILY: FIXED BOLLARD	DRAWN BY: AJA	CHECKED BY:	APPROVED BY:
PRODUCT CLASS: STANDARD OR CUSTOMER DEFINED	DATE:	RELEASE DATE:	
PRODUCT LINE: BOLLARD	TITLE: BOLLARD, BASEPLATE		
PRODUCT SUB LINE: BASEPLATE	APPLICATION		
	NEXT ASSY	USED ON	
1-800-BOLLARDS, Inc. 10 Hughes Suite A105 Irvine, CA 92618 PHONE: 1-800-BOLLARDS WEB: WWW.1800BOLLARDS.COM EMAIL: INFO@1800BOLLARDS.COM			

ALL DIMENSIONS TO BE COMPLETED IN ACCORDANCE WITH MANUFACTURER'S SPECIFICATIONS.
DO NOT SCALE DRAWING.
THIS DRAWING IS FOR INFORMATION ONLY AND IS NOT TO BE USED FOR CONSTRUCTION OR OTHER PURPOSES WITHOUT THE WRITTEN APPROVAL OF THE PRODUCT MANUFACTURER.
ALL INFORMATION CONTAINED HEREIN WAS CURRENT AT THE TIME OF DEVELOPMENT BUT MUST BE REVIEWED AND APPROVED BY THE PRODUCT MANUFACTURER TO BE CONSIDERED ACCURATE.