

# 1-800-BOLLARDS


The Bollard Experts

- SELECT DESIRED MATERIAL:  
(4" NOMINAL SIZE)
- BSS04000 SCH 10 STAINLESS STEEL
  - BSS04040 SCH 40 STAINLESS STEEL
  - BSS04080 SCH 80 STAINLESS STEEL
  - BCS04040 SCH 40 ASTM A-53 CARBON STEEL
  - BCS04080 SCH 80 ASTM A-53 CARBON STEEL

- SELECT DESIRED STAINLESS STEEL BOLLARD FINISH:
- POLISHED #4 FINISH
  - AS SPECIFIED \_\_\_\_\_

- SELECT DESIRED CARBON STEEL BOLLARD FINISH:
- POWDER COAT RAL # \_\_\_\_\_
  - AS SPECIFIED \_\_\_\_\_

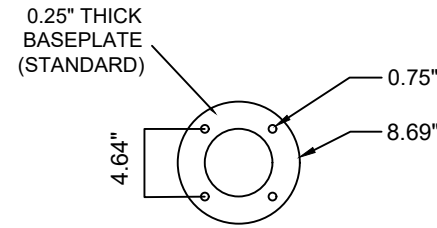
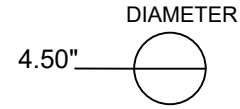
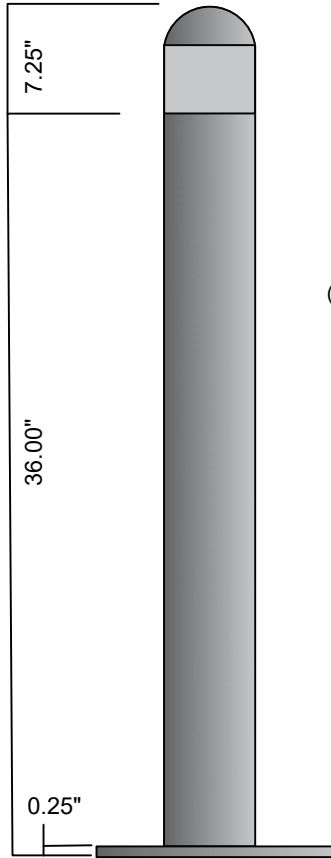
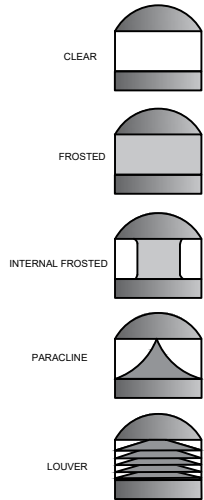
- SELECT DESIRED STAINLESS STEEL BOLLARD MATERIAL:
- TYPE 304
  - TYPE 316

- SELECT DESIRED BOLLARD CAP STYLE:
-  DOME (SHOWN)
  -  STANDARD FLAT
  -  SLOPED

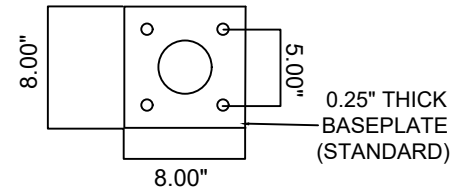
- LENS SELECTION
- CLEAR
  - FROSTED
  - INTERNAL FROSTED
  - PARACLINE SILVER
  - PARACLINE WHITE
  - LOUVER GREY
  - LOUVER WHITE

- WATTAGE
- 5W 16LEDS 100mA
  - 8W 16LEDS 175mA
  - 12W 16LEDS 250mA

- CCT
- COOL
  - NEUTRAL
  - WARM
- VOLTAGE
- 120-277VAC
  - 120V

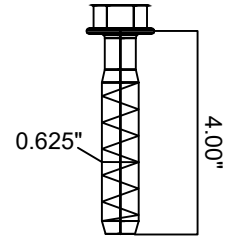


PLAN VIEW - BASE PLATE  
(USED ON STAINLESS STEEL BOLLARD)

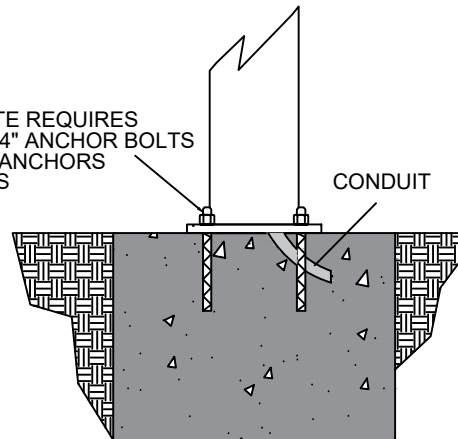


PLAN VIEW - BASE PLATE  
(USED ON CARBON STEEL BOLLARD)

ALTERNATE INSTALL METHOD



BASE PLATE REQUIRES  
(4) 0.625"X 4" ANCHOR BOLTS  
OR CINCH ANCHORS  
BY OTHERS



END VIEW - FOUNDATION

DOME (SHOWN) STANDARD FLAT SLOPED



REVISIONS			
LTR	DESCRIPTION	DATE	APPVD

COMMENTS			

SPECIFICATIONS			
HEIGHT:	36"		
DIAMETER:	4.50"		
WALL THICKNESS:	0.280"	SCHED 40	

NOTES:  
1. INSTALLATION TO BE COMPLETED IN ACCORDANCE WITH MANUFACTURER'S SPECIFICATIONS.  
2. DO NOT SCALE DRAWING.  
3. THIS DRAWING IS INTENDED FOR USE BY ARCHITECTS, ENGINEERS, CONTRACTORS, CONSULTANTS AND DESIGN PROFESSIONALS FOR PLANNING PURPOSES ONLY. THIS DRAWING  
4. ALL INFORMATION CONTAINED HEREIN WAS CURRENT AT THE TIME OF DEVELOPMENT BUT MUST BE REVIEWED AND APPROVED BY THE PRODUCT MANUFACTURER TO BE CONSIDERED ACCURATE.

APPLICATION	
NEXT ASSY	USED ON

SERIES NUMBER:	XX-S060-XX	CAGE CODE:	6NGJB	REV:		DRAWING NUMBER:	6in Cutsheet Size A - R1
PRODUCT FAMILY:	FIXED BOLLARD	DRAWN BY:	AJA	CHECKED BY:		DRAWING REV:	
PRODUCT CLASS:	STANDARD OR CUSTOMER DEFINED	PRODUCT LINE:	BOLLARD	APPROVED BY:		SHEET:	1 OF 1
PRODUCT LINE:	BASEPLATE	1-800-BOLLARDS, Inc.	TITLE				
10 Hughes Suite A105 Irvine, CA 92618 PHONE: 1-800-BOLLARDS WEB: WWW.1800BOLLARDS.COM EMAIL: INFO@1800BOLLARDS.COM			BOLLARD, BASEPLATE				